



ATACAMA/ALTIPLANO HIGH DESERTS

ATACAMA DESERT AND UYUNI SALT FLATS

11 - 23 FEBRUARY 2023

Ignacio Palacios – Marsel van Oosten – Daniella Sibbing

ALTIPLANO
ATACAMA DESERT AND
UYUNI SALT FLATS



El Salar de Uyuni is an incredible place. The world's largest salt flat at an elevation of 3656 meters. The large area, clear skies, and the exceptional flatness of the surface make the Salar an ideal object for calibrating the altimeters of Earth observation satellites. At night, both the Atacama and the Altiplano are amazing locations to do some astrophotography, as the air quality is just superb. At this time of the year it could be filled with water completely, or in some areas only, which will also give us an opportunity to photography its famous hexagons.



A landscape of ice and fire, the Altiplano is a place of superlatives. It is where the South American Andes are at their widest and it is the most extensive area of high plateau on Earth outside of Tibet. It also holds the world's highest navigable lake, Titicaca, and the largest salt flat, Salar de Uyuni.



ATACAMA
DESERT

The Atacama Desert is without a doubt one of the most stunning regions we have ever been to, anywhere in the world. It is the driest and the oldest desert on earth, and has experienced extreme hyperaridity for at least 3 million years, making it the oldest continuously arid region on earth.

DESERT LANDSCAPE

“Much of the Atacama Desert resembles planet Mars – and not just the looks but the conditions as well. Water is extremely scarce and much of the desert is inhospitable – not even bacteria can survive in some areas! For this reason, NASA actually uses the Atacama Desert to prepare missions to Mars...”



The breathtaking desert landscape that we will explore in our tour is the result of centuries of winds and floods on the sand and stone of the region.

In the Atacama, the large sand dunes of Valle de la Luna and the stone formations mimic the surface of the moon, giving the region its name, which translates to “Valley of the Moon”. The unique color of the landscape, caused by the way the salt formations reflect the sunlight, makes the Valle de la Luna a beautiful, changing spectrum of bright blue, green, yellow and red colors.

Licancabur volcano is an active stratovolcano that can be seen from San Pedro and along the route to Uyuni. Liancabur has an impressive symmetric shape with constant 30 degrees slopes that we will be able to photograph from many different places, from both in Chile and Bolivia.

El Salar de Uyuni is an incredible place. It’s the world’s largest salt flat at an elevation of 3656 meters. The large area, clear skies, and the exceptional flatness of the surface make the Salar an ideal object for calibrating the altimeters of Earth observation satellites. At night, both the Atacama and the Altiplano are amazing locations to do some astrophotography, as the air quality is just superb.



Achaches at sunset, Moon Valley

DAY 1 | 11 FEBRUARY
Arrival in Calama airport and transfer to hotel
San Pedro de Atacama. Transfers from Calama airport to San Pedro. 5-star hotel, all inclusive – Tierra Atacama, Alto Atacama or similar 5-star hotel.

DAY 2 TO 6 | 12-16 FEBRUARY
San Pedro de Atacama, Atacama Desert (5 full days)
We will do day and/or half day tours (sunrise, sunset and full day tours) around the Atacama Desert. Sunrise and sunset locations will be determined based on time and the weather forecast. These might include:

- Moon Valley: The Dead Valley (Cordillera de la Sal) and The Amphitheatre
- El Tatio Geysers (sunrise shot)
- Rainbow Valley
- Laguna Cejar and Piedra, Tebinquiche Lagoon (sunset)
- Lagunas Altiplanicas (Meñique and Miscanti), Atacama Salar, Chaxa Lagoon and Toconao village
- Piedras Rojas/Salar de Tara.

Hotel Tierra Atacama, Alto Atacama or similar 5-star hotel.

“Being at this location on my own was a real thrill, and most of the time solitude also helps my creativity and has an important impact on my images.”



Laguna Colorada



DAY 7 | 17 FEBRUARY

Border crossing and lagoons

Hotel check-out. Border crossing to Bolivia. We will stop at some incredible lakes including White Lagoon, at 4700m, Green Lagoon, and Laguna Colorada with its spectacular red color and its flamingo colonies and geysers. We will also visit Dali's Valley, Chalcviry Lagoon, the Sun Morning Geysers and we will have a relaxing bath in Polques Hot Springs. Sunset shots at Red Lagoon. Refugio Huayllajara/Laguna Colorada.

DAY 8 | 18 FEBRUARY

Red Lagoon and Siloli Desert

Sunrise at Red Lagoon, then driving to Stone Tree, Siloli Desert, and "Colorful Mountain". Sunset at Siloli Desert. Hotel Ojito de Perdiz.

DAY 9-10 | 19-20 FEBRUARY

Fisher Island, Uyuni

Visiting Charcota Lagoon, Deep Lagoon (Laguna Honda), Stinky Lagoon, Canapa Lagoon, Volcano Ollague lookout, Chiguana Salt Plain and Incahuasi Island (or Fisher Island) in Uyuni Salt Lake. Sunset at Uyuni Salt Lake. Staying at Salt Hotel.

ITINERARY
CONTINUED

“Often photographers stay in San Pedro and only spend time in the Atacama Desert. Although the Atacama is an incredible location for photography, the adventure in 4WD to Uyuni is just amazing. The colourful lagoons and mountains that we will cross are simply breathtaking.”



DAY 11 | 21 FEBRUARY

Uyuni Salt Lake and border crossing to Chile

Uyuni Salt Lake sunrise. Then visiting Stone Valley train cemetery, Villa Mar town, and border crossing to Chile. Hotel Tierra Atacama, Alto Atacama or similar 5-star hotel.

DAY 12 | 22 FEBRUARY

San Pedro de Atacama – Atacama Desert

We will have plenty of photographs from the tour. You have the option to go out again to the Atacama Desert, or to spend the whole day doing some post-processing whilst relaxing at the hotel. Hotel Tierra Atacama Alto Atacama or similar 5-star hotel.

DAY 13 | 23 FEBRUARY

San Pedro – Calama – End of Tour

One more sunrise shot for those with time and energy. The tour ends after breakfast at the hotel. Transfers to Calama airport, if required.



Macro shot, Tatío Geysers

PHOTOGRAPHY
EXPERIENCE

Central to this unforgettable tour is YOU. Through Ignacio’s and Marsel’s guidance, you’ll not only learn the secrets of the masters, but you’ll take your photography skills to the next level and leave your South American adventure with a collection of powerful, moving photographs you’ll share with pride.

Some of the photography skills you’ll learn throughout the tour include:

- The art of composition
- Post-processing techniques tips and tricks
- How to work with light
- Optimising your equipment and filters
- Pre-visualisation and the creative process
- The unique techniques of landscape photography, wildlife photography, while also touching on aerial, black and white, and night photography
- Ignacio and Marsel will also be there to offer one-on-one guidance on other specific skills you’d personally like to master.

Photography and Camera Skills

All skill levels are welcome. Whether you’re a beginner or expert, the tour is designed to cover all aspects of image capture and processing as it applies to where you are on your photography journey. As for equipment, we can help you optimise any equipment you chose to use; from mobile phone to tablets, compact camera to digital SLR cameras. The best way to learn the art of photography is by taking photos. We will be by your side in the field sharing our unique insight, expertise, and guidance as you shoot. Ensuring you don’t just leave the tour with incredible photographs, but with skills that will transform the way you pursue your photography passion.

The Creative Process

Throughout the tour, you’ll also have the opportunity to process and enhance your images using Lightroom, Photoshop, Capture One, and other editing software. Learning first-hand how to create photographs that tell a story, evoke emotion and ultimately help you find your unique style and personality as an artist.

Critique Session

Should you dream of entering competitions, or simply wish to push yourself as a photographer, critique sessions are an invaluable part of the learning process. We will try to fit in critique sessions, providing constructive feedback, supported by recommendations and tips through the eyes of a professional. While having your work critiqued can feel overwhelming at first, this is one of the most powerful ways to improve your skills as a photographer.

Physical considerations

While you’ll be experiencing South America in style, there will be times when the group needs to embark on a walk/hike to visit and photograph the best locations. As part of the pre-tour planning, we ask you to share any existing health conditions with us so we may plan for your comfort and safety.





“You can stay in Salar the Uyuni for hours and don’t get bored watching the horizon, the hexagons, the reflections and the clouds moving during the sunrise and sunset. It is one of the most beautiful places I have ever witnessed. If I were asked what the most amazing landscape was that I had had the fortune to see, the Bolivian Altiplano and Salar de Uyuni would be strong candidates.”



Laguna Colorada

ITINERARY
CONTINUED

Accommodation
Tierra Atacama is a boutique hotel on the edge of San Pedro de Atacama. Its architecture, interior design and gardens were designed by some of Chile's leading creative talent. Tierra's objective is to be as authentic as possible, using furniture and accessories handmade with local materials, while also creating a place that allows guests to relax, spoil themselves and enjoy the good-life in this magical part of the earth.



Tierra Atacama




Alto Atacama Desert Lodge & Spa is the only lodge in the San Pedro region that is totally enveloped by natural surroundings. Located in the lush Catarpe Valley of the Salt Mountain Range, just over a mile from the plaza of San Pedro, the Alto Atacama's design was influenced by local village architecture and conceived to blend seamlessly into its environment and appear as a part of the terracotta-colored ridge that rises behind it.

The setting, the sweeping views, the tranquility and silence, and the hotel's wonderful outdoor lounge spaces make the Alto Atacama a destination unto itself, and unlike any other hotel property in the region.



Alto Atacama





IGNACIO PALACIOS

When it comes to photography and travel, few can rival Ignacio Palacios' experience, skill, and passion. A third-generation photographer, Ignacio has been honoured with over 100 prestigious photography prizes and awards from around the world and has travelled to over 90 countries in his 20 years career. It's little wonder he's developed a reputation as a leading photographer in the fields of travel, landscape, and nature photography.

Born in Spain, Ignacio now calls Sydney, Australia home – though his unmistakable Spanish spirit continues to influence his work and define his signature style.

Combining his love of travel and photography has proved a powerful combination, and today Ignacio leads some of the world's best photography tours to incredible destinations around the world. As an AIPP double Master of Photography, Ignacio shares his insight, experience, and technique with his clients to help them find their own success and joy on their photographic journey.

"I hope that through my images and my tours, I can open people's eyes to the incredible world we live in. I want to give my guests both travel and photographic experience. We are privileged to have such a beautiful planet and it's our responsibility to respect, cherish and protect it."

Ignacio's distinct, award-winning style can be defined by his mastery of composition, colour, and light. With his minimalistic style and unique ability to connect with his audience through storytelling through his images, Ignacio invites his audience to experience the subject not as how he captured it, but how he experienced it, evoking an emotional connection between the viewer, subject and artist.

Photography and travel will always be Ignacio's passion, and he is dedicated to helping others ignite their passion too.

www.iptravelphotography.com.au



MARSEL VAN OOSTEN

Marsel van Oosten is a professional nature photographer from The Netherlands, with a background in advertising and graphic design.

Marsel's images are famed for his mastery of composition, lighting, color and perspective. In his work he tries to simplify, to get rid of the extraneous: *Simplicity is the ultimate sophistication.*

In addition to winning the overall titles *Wildlife Photographer of the Year*, *Travel Photographer of the Year*, and *International Nature Photographer of the Year (2x)*, his awards include First Prize in the European Wildlife Photographer of the Year, First Prize in Nature's Best International Photography Awards, two First Prizes in the Travel Photographer of the Year, and several awards in the Wildlife Photographer of the Year.

His images are featured in galleries and museums, are used worldwide in advertising and design, and he is a regular contributor to National Geographic.

Marsel lives in Amsterdam, The Netherlands, with producer and videographer Daniella Sibbing. Together they run specialized nature photography tours for all experience levels to exciting destinations worldwide.

www.squiver.com



DANIELLA SIBBING

After graduating from the school of Marketing & Economics, Dutch-born Daniella Sibbing started her career in advertising. Specializing in project management and account

management, she founded her own company in 2000 and has been working freelance in advertising until 2011, when she switched full time to Squiver. She has worked for various renowned (international) agencies. Her experience as an account director on multinationals underlines both her commercial skills and her talent for handling large projects.

During her many travels, Daniella took up video to shoot travel documentaries, capturing the nature, wildlife and different cultures from countries all over the world. She has a keen eye for detail and does her own editing. She is now producer and videographer for Squiver.

Daniella is also co-host on Squiver Photo Tours, taking care of all organizational aspects of the trips. She has an impeccable talent for detail and makes sure all trips run smoothly.

Her video footage is also used by stock agencies and was featured in tv commercials for General Electric (first aired in the USA during the opening games of the winter Olympics!), and Dos Equis beer.

Daniella lives in Amsterdam, The Netherlands, with nature photographer Marsel van Oosten. Together they run specialized nature photography tours for all experience levels to exciting destinations worldwide.

www.squiver.com



CHECKLIST



“El Tatio is one of the most impressive thermal areas of the Andes. Situated at 4,320 meters above the sea level, it is among the highest-elevation geyser fields in the world. Its name comes from the Quechua word for oven.”

Camera equipment

- DSLR or Medium Format (check your baggage allowance with your airline/travel agent)
- Tripod with quick release plate
- Standard zoom, wide angle and telephoto lenses
- Battery and chargers
- Shutter cable release
- Polarising filter and ND filters
- Laptop computer with Photoshop and Lightroom and/or Capture One
- External backup drives and memory cards for storage.

We recommend to shrink-wrap your baggage at your departure airport. Ensure your telephoto lenses are packed in protective packs designed for such lenses. We also recommend that you pack your camera equipment as your hand luggage as much as possible so that if the checked-in baggage is lost or delayed at least you can start photographing as soon as you arrive.

Note: Please contact me if you want to discuss equipment for this trip.

What to bring, clothing and other

- Hiking boots (well-worn in)
- Hiking poles
- Water bottle or camel pack
- Sunglasses (mandatory to walk near/on glaciers)
- Hat, gloves (thin and thick), sunscreen, insect repellent
- Waterproof trousers
- Raincoat and waterproof jacket
- Wind jacket and jumper
- Head torch
- Alarm clock.

Note: Tents and sleeping bags will be provided but of course you are always welcomed to bring your own sleeping bag and/or inner sheet.

It can get pretty chilly in this region so please follow our recommendations in clothing.

IP Travel Photography reserves the right to cancel this workshop. In the event of this happening, all payments received will be refunded but participants shall have no further claim against IP Travel Photography arising from such cancellation. Any such refund will not include payments for any bookings for other services made in addition to the itinerary outlined above. The responsibility for such bookings lies with the participant. As such, IP Travel Photography recommends participants to purchase a travel protection insurance prior to paying the first deposit.

To reserve your place for 2023 or to make an enquiry, please email ignacio@iptravelphotography.com.au



Sand dune, Moon Valley

TERMS
AND
CONDITIONS



WORKSHOP DATES AND PRICES

Tour dates: 11 – 23 FEBRUARY 2023

The tour commences and ends in San Pedro de Atacama (Chile) – transfers from/to Calama airport to/from San Pedro are included

Cost is US\$13,990 per person, twin share

Optional single supplement US\$2,790

Maximum 13 participants

A deposit of US\$2,000 is required when you book the workshop

Terms of payment

- A **deposit of US\$2,000** must be paid to secure your place. The deposit is non-refundable unless you can sell your place to someone else. You will get refunded if the tour did not go ahead
- The Registration Form must be filled in and signed by each participant at the time of paying the first deposit. Participation will be declined otherwise
- Final invoice (balance), payment due **July/August 2023**
- Bookings will be accepted strictly in the order they are received
- **Important:** the workshop requires a minimum of 8 participants to run so please don't book your flights until this has been confirmed.

What's included

- 13 days in Chile and Bolivia with all land content
- 8 nights in luxury accommodation (five stars hotel), one night in a refugio and two nights in Salt Hotels
- Transfers from/to Calama airport to/from hotel
- Transportation and accommodation in Chile and Bolivia during the official period of the workshop
- All meals (breakfast, lunch and dinners) and drinks
- All photographic tuition and workshop materials for duration of the tour.

What's not included

- Airfares from Australia/US and other international destinations
- Travel insurance with emergency evacuation is **mandatory** as a condition of booking
- Optional personal activities
- Chilean and Bolivian Visas
- Camera/Equipment Insurance
- Tips to the local guides along the way
- Any other personal expenses.

Cancellation Policy

A written notice of any cancellation must be received by you at which time the following cancellation fees will apply:

- If you cancel between 1 July 2022 and 31 August 2022, you are responsible for 60% of the tour fee
- If you cancel after 1 December 2022, a fee equal to 100% of the workshop costs will be charged
- Failure to pay by the due dates will be considered a cancellation of the booking and fees paid will become non-refundable
- If you need to cancel, but we can replace your seat with a fully paying guest, you will receive a refund of the money paid.

Camera gear

There is really no limit to what camera gear you can bring but we always recommend to travel light! Check with your airline about weight restrictions. Whatever level of camera equipment you have, we will help to ensure you get the most out of it.

Fitness and health considerations

The Altiplano is a remote environment and the climate can be harsh. This workshop has been planned within the ability of average people in good health conditions but the high altitude in the Altiplano is something to bear in mind. From San Pedro we will do some altitude acclimatization tours before we cross to Bolivia at 5000m.

Participants will be required to walk on uneven terrain or tracks and hiking. A basic level of walking fitness will help, but this tour is not a hiking tour or a trekking tour so nothing extreme will be required. If you have concerns about your own capabilities or health please check with your doctor before booking a place.

By signing the Registration Form, you guarantee that to the best of your knowledge, you do not have any physical or other disability that could create a risk for you or other tour participants. Once a booking has been accepted by IP Travel Photography, medical circumstances will not be accepted as an exemption to the Cancellation Policy above.

Within the Registration Form, please indicate any health issues, allergies or dietary requirements. IP Travel Photography does not assume any responsibility or liability for medical care or special dietary requirements.

If a participant becomes ill during the workshop, IP Travel Photography reserves the right to continue the tour for the benefit of the rest of the participants. IP Travel Photography will make every effort to assist you whilst trying to minimize disruption of the workshop for other participants.

Visas

Chilean Visa: Australians must pay US\$117 at the airport. Please check with the Embassy/Consulate if you are coming from the USA/another country.

Bolivian Visa: Paid at the border.

Rights

IP Travel Photography reserves the right to:

- Substitute hotels/ accommodation
- Make changes in the itinerary or transport if required due to changes in airline schedules, or when necessary. We may be forced to change or alter the itinerary due to unforeseen circumstances; please be aware, however, that we will attempt to stick as close to the original program as possible
- Cancel the workshop prior to departure, in which case a full refund of all payments received

will be given. If such an event occurred, IP Travel Photography will not be responsible for any other expenses such as non-refundable air fares, visa fees and other related expenses. The responsibility for such bookings lies with the participant. As such, IP Travel Photography recommends participants to purchase a travel protection and cancellation insurance prior to paying the first deposit

- Substitute the tour leader and guest photographer as originally specified, in which case this substitution will not entitle the participant to a refund
- Run the photography workshop without the guest photographer if the group size is less than 6 participants. This will not entitle the participant to a refund
- Accept or refuse any person as a participant in the workshop
- Change the price of the workshop at any time due to adverse currency exchange fluctuations, airline schedule changes, fuel and tax price charges.
- Change the price of the workshop at any time due to major unforeseen increases in expedition related costs and may have to be adjusted as a result.

Liability

The operation of the workshop is at the sole discretion of Ignacio Palacios and Marsel van Oosten, having in mind the wellbeing and interests of

all participants and the safe and sensible operation of the program as specified within this itinerary.

IP Travel Photography and Marsel van Oosten do not accept any liability for the acts, omissions or default, whether negligent or otherwise of third party providers.

IP Travel Photography and disclaim liability for any injury, damage, loss, delay, additional expense or trouble caused by force majeure or any other event which is not preventable by reasonable diligence on IP Travel Photography's and Marsel van Oosten's part.

IP Travel Photography

IP Travel Photography is an ASIC business name with Australian Business Number 16578586693 and registered in Australia under the Business Names Registration Act 2011. IP Travel Photography (Ignacio Palacios) will guide and provide photography tuition to all participants during the tour. IP Travel Photography is not a travel agent or travel service provider.











**TO RESERVE YOUR PLACE FOR 2023
OR TO MAKE AN ENQUIRY, PLEASE EMAIL
IGNACIO@IPTRAVELPHOTOGRAPHY.COM.AU**



IGNACIO PALACIOS
TRAVEL PHOTOGRAPHY